



pumpkin



witch



haunted house



ghost

NOTE : Cut the cards following the lines and dots. Glue and fold over the two halves to have a solid word card. You can also have them laminated for long term use.



sweets



graveyard



werewolf




bats

NOTE : Cut the cards following the lines and dots. Glue and fold over the two halves to have a solid word card. You can also have them laminated for long term use.



skull



coffin



party



wand


NOTE : Cut the cards following the lines and dots. Glue and fold over the two halves to have a solid word card. You can also have them laminated for long term use.



warlock



broom

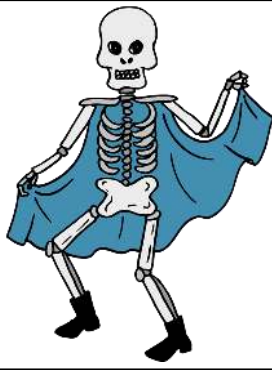


scarecrow



potion

NOTE : Cut the cards following the lines and dots. Glue and fold over the two halves to have a solid word card. You can also have them laminated for long term use.



skeleton



death



Frankenstein



spell

NOTE : Cut the cards following the lines and dots. Glue and fold over the two halves to have a solid word card. You can also have them laminated for long term use.



monster



mummy



vampire



zombie

NOTE : Cut the cards following the lines and dots. Glue and fold over the two halves to have a solid word card. You can also have them laminated for long term use.



trick or treat

NOTE : Cut the cards following the lines and dots. Glue and fold over the two halves to have a solid word card. You can also have them laminated for long term use.